



Attention!

Read the operating instructions carefully before using the device!

The user is responsible for any damages, losses and accidents caused by failure to comply with the warnings in the user manual. In case of malfunctions in this case, the device is out of warranty.

Technological Specifications

Input Voltage	24-50VDC	
Output Current	5A	
Pulse Frequency Max	200K	
Environment Specifications	Operating Temperature	70°C
	Storage Temperature	-20°C+65°C
	Humidity	40-90%RH
	Cooling Method	Natural cooling

Switch Settings

Micro Steps Setting	SW1	SW2	SW3	SW4
400	ON	ON	ON	ON
800	OFF	ON	ON	ON
1600	ON	OFF	ON	ON
3200	OFF	OFF	ON	ON
6400	ON	ON	OFF	ON
12800	OFF	ON	OFF	ON
25600	ON	OFF	OFF	ON
51200	OFF	OFF	OFF	ON
1000	ON	ON	ON	OFF
2000	OFF	ON	ON	OFF
4000	ON	OFF	ON	OFF
5000	OFF	OFF	ON	OFF
8000	ON	ON	OFF	OFF
10000	OFF	ON	OFF	OFF
20000	ON	OFF	OFF	OFF
40000	OFF	OFF	OFF	OFF

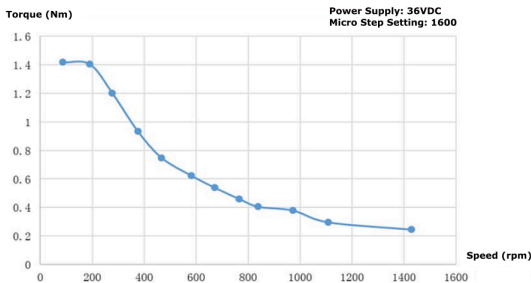
Terminals

ALM-		ALM-	ALARM OUT-
ALM+		ALM+	ALARM OUT+
PED-		PED-	POSITION REACHED SIGNAL -
PED+		PED+	POSITION REACHED SIGNAL +
ENA-		ENA-	ENABLE SIGNAL-
ENA+		ENA+	ENABLE SIGNAL+
DIR-		DIR-	DIRECTION SIGNAL-
DIR+		DIR+	DIRECTION SIGNAL+
PUL-		PUL-	PULS SIGNAL-
PUL+		PUL+	PULS SIGNAL+

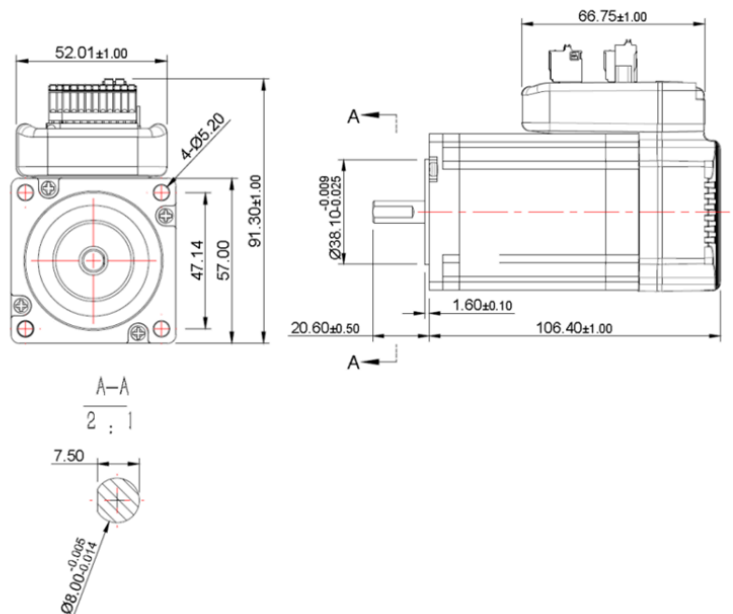
Enable input: This input enables or disables the stepper motor driver. In factory settings, this input is normally in the closed contact state and no external signal is required.

DC+		1	POWER SUPPLY INPUT	DC+	SUPPLY INPUT +
GND		2	POWER SUPPLY INPUT	GND	SUPPLY INPUT -

Speed - Torque Curve



Dimensions (mm)



Company Information

GMT Endüstriyel Elektronik San. ve Tic. A.Ş.
 Çubuklu Mahallesi Boğaziçi Caddesi No:6/B 34805 Beykoz / İstanbul / Türkiye
 T +90 (216) 668 00 06
 F +90 (216) 668 00 03
 Web site: <http://www.gmtcontrol.com/>
 E-Mail: gmt@gmtcontrol.com



Attention!

Read the operating instructions carefully before using the device!

The user is responsible for any damages, losses and accidents caused by failure to comply with the warnings in the user manual. In case of malfunctions in this case, the device is out of warranty.

Technological Specifications

Input Voltage	24-50VDC	
Output Current	5A	
Pulse Frequency Max	200K	
Environment Specifications	Operating Temperature	70°C
	Storage Temperature	-20°C+65°C
	Humidity	40-90%RH
	Cooling Method	Natural cooling

Switch Settings

Micro Steps Setting	SW1	SW2	SW3	SW4
400	ON	ON	ON	ON
800	OFF	ON	ON	ON
1600	ON	OFF	ON	ON
3200	OFF	OFF	ON	ON
6400	ON	ON	OFF	ON
12800	OFF	ON	OFF	ON
25600	ON	OFF	OFF	ON
51200	OFF	OFF	OFF	ON
1000	ON	ON	ON	OFF
2000	OFF	ON	ON	OFF
4000	ON	OFF	ON	OFF
5000	OFF	OFF	ON	OFF
8000	ON	ON	OFF	OFF
10000	OFF	ON	OFF	OFF
20000	ON	OFF	OFF	OFF
40000	OFF	OFF	OFF	OFF

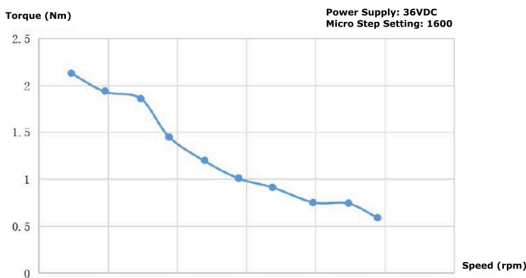
Terminals

ALM-		ALM-	ALARM OUT-
ALM+		ALM+	ALARM OUT+
PED-		PED-	POSITION REACHED SIGNAL -
PED+		PED+	POSITION REACHED SIGNAL +
ENA-		ENA-	ENABLE SIGNAL-
ENA+		ENA+	ENABLE SIGNAL+
DIR-		DIR-	DIRECTION SIGNAL-
DIR+		DIR+	DIRECTION SIGNAL+
PUL-		PUL-	PULS SIGNAL-
PUL+		PUL+	PULS SIGNAL+

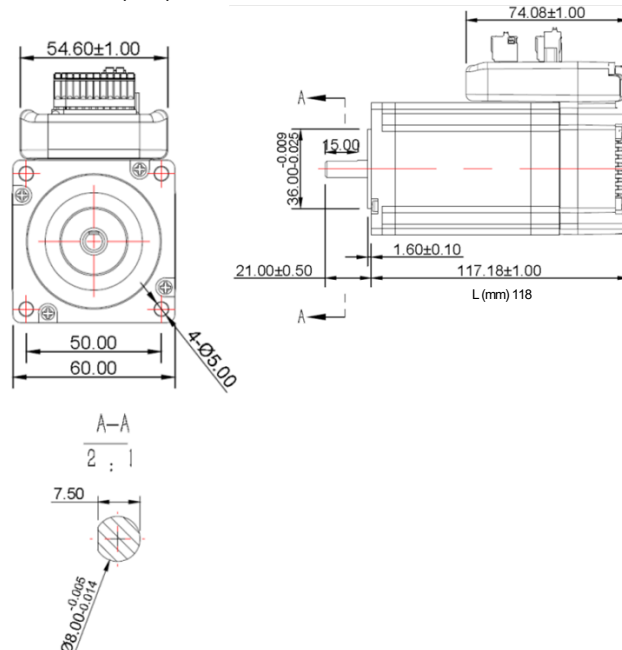
Enable input. This input enables or disables the stepper motor driver. In factory settings, this input is normally in the closed contact state and no external signal is required.

DC+		1	POWER SUPPLY INPUT	DC+	SUPPLY INPUT +
GND		2	INPUT	GND	SUPPLY INPUT -

Speed - Torque Curve



Dimensions (mm)



Company Information

GMT Endüstriyel Elektronik San. ve Tic. A.Ş.
 Çubuklu Mahallesi Boğaziçi Caddesi No:6/B 34805 Beykoz / İstanbul / Türkiye
 T +90 (216) 668 00 06
 F +90 (216) 668 00 03
 Web site: <http://www.gmtcontrol.com/>
 E-Mail: gmt@gmtcontrol.com